

ZER CONTACT

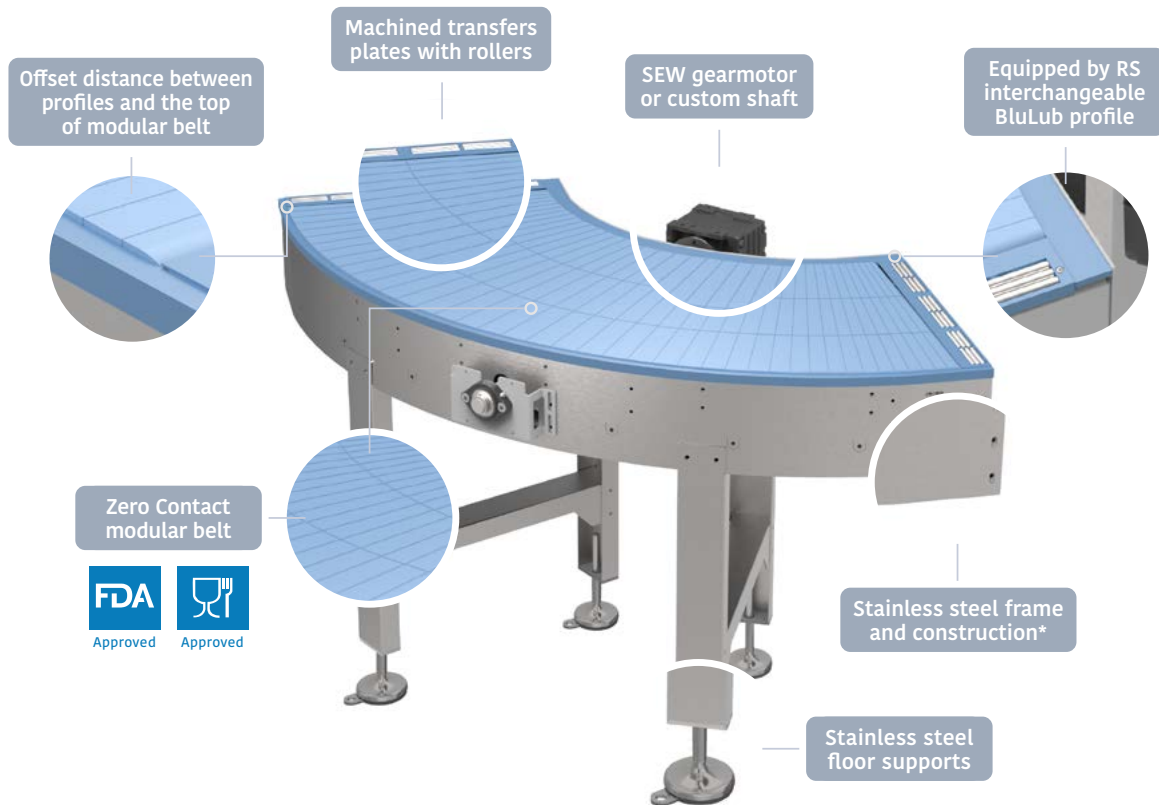
CURVE CONVEYOR

Movex[®]

www.movexii.com

ZER CONTACT

CURVE CONVEYOR



*Also available with painted steel frame.



Bidirectional

Designed with central drive, It also lets you change direction quickly.



Flat BluLub internal profile

Ideal to transport wide products, also for corrugated and wood industries.



Minimized maintenance

Installation and maintenance have never been so easy, so far.



Reduced noise up to 30%

Zero Contact flat edge is particularly quiet and run very smooth.



Easy to clean

Quickly to be cleaned under jet pressure.



Wide range available

Various width and radius sizes are available.

General Features

INNER RADIUS (mm): 600 ÷ 2000
BELT WIDTH (mm): 200 ÷ 1600
MAX. WORK LOAD (N/m): 13.500
ANGLE: 90°/180° (different on request)

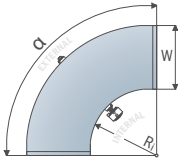
Modular Belt

THICKNESS (mm): 10,1
WEIGHT (kg/m²): 9,25
OPEN AREA: 0°
ROW TO ROW ANGLE: 1,33°

Materials

MATERIAL OF MODULES: Low friction acetal (POM)
TEMP. RANGE (°C): Dry -40 ÷ 80 | Wet -40 ÷ 65
PINS White PBT Ø 4,7 mm
FRAME Stainless steel

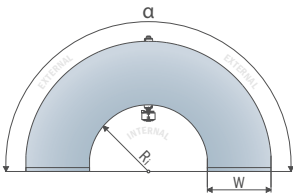
Angle 90°



Conveyor Width	Conveyor Radius							
	R, 600 mm	R, 800 mm	R, 1000 mm	R, 1200 mm	R, 1400 mm	R, 1600 mm	R, 1800 mm	R, 2000 mm
200 mm	W02R06G090-CP	W02R08G090-CP	W02R10G090-CP	W02R12G090-CP	W02R14G090-CP	W02R16G090-CP	W02R18G090-CP	W02R20G090-CP
400 mm	W04R06G090-CP	W04R08G090-CP	W04R10G090-CP	W04R12G090-CP	W04R14G090-CP	W04R16G090-CP	W04R18G090-CP	-
600 mm	W06R06G090-CP	W06R08G090-CP	W06R10G090-CP	W06R12G090-CP	W06R14G090-CP	W06R16G090-CP	-	-
800 mm	W08R06G090-CP	W08R08G090-CP	W08R10G090-CP	W08R12G090-CP	W08R14G090-CP	-	-	-
1000 mm	W10R06G090-CP	W10R08G090-CP	W10R10G090-CP	W10R12G090-CP	-	-	-	-
1200 mm	W12R06G090-CP	W12R08G090-CP	W12R10G090-CP	-	-	-	-	-
1400 mm	W14R06G090-CP	W14R08G090-CP	-	-	-	-	-	-
1600 mm	W16R06G090-CP	-	-	-	-	-	-	-

These codes mean complete curve, except floor supports and gearmotor.

Angle 180°



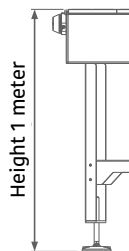
Conveyor Width	Conveyor Radius							
	R, 600 mm	R, 800 mm	R, 1000 mm	R, 1200 mm	R, 1400 mm	R, 1600 mm	R, 1800 mm	R, 2000 mm
200 mm	W02R06G180-CP	W02R08G180-CP	W02R10G180-CP	W02R12G180-CP	W02R14G180-CP	W02R16G180-CP	W02R18G180-CP	W02R20G180-CP
400 mm	W04R06G180-CP	W04R08G180-CP	W04R10G180-CP	W04R12G180-CP	W04R14G180-CP	W04R16G180-CP	W04R18G180-CP	-
600 mm	W06R06G180-CP	W06R08G180-CP	W06R10G180-CP	W06R12G180-CP	W06R14G180-CP	W06R16G180-CP	-	-
800 mm	W08R06G180-CP	W08R08G180-CP	W08R10G180-CP	W08R12G180-CP	W08R14G180-CP	-	-	-
1000 mm	W10R06G180-CP	W10R08G180-CP	W10R10G180-CP	W10R12G180-CP	-	-	-	-
1200 mm	W12R06G180-CP	W12R08G180-CP	W12R10G180-CP	-	-	-	-	-
1400 mm	W14R06G180-CP	W14R08G180-CP	-	-	-	-	-	-
1600 mm	W16R06G180-CP	-	-	-	-	-	-	-

These codes mean complete curve, except floor supports and gearmotor.

Floor supports



Conveyor Width	Angle 90°	Angle 180°
	Floor support Article Nr.	Floor support Article Nr.
200 mm	W02G090H	W02G180H
400 mm	W04G090H	W04G180H
600 mm	W06G090H	W06G180H
800 mm	W08G090H	W08G180H
1000 mm	W10G090H	W10G180H
1200 mm	W12G090H	W12G180H
1400 mm	W14G090H	W14G180H
1600 mm	W16G090H	W16G180H



For different heights or custom specification please contact your sales representative.

Gearmotors

SEW

- Type WA30 DRN71M4
Power 0,37 kw
- Type WA30 DRN80MK4
Power 0,55 kw
- Internal shaft position
(no cable supplied)
- Foodgrade oil



Curve	Power	Article Nr.
90°	0,37 Kw	M090-S/I
180°	0,55 Kw	M180-S/I

BONFIGLIOLI

- Type BN 71B 4 B14 KW 0,37
Power 0,37 kw
- Type BN 71C 4 B14 KW 0,55
Power 0,55 kw
- Internal shaft position
(no cable supplied)



Curve	Power	Article Nr.
90°	0,37 Kw	M090L-S/I
180°	0,55 Kw	M180L-S/I

For different gearmotors please contact your sales representative.

SEW and BONFIGLIOLI are believed to be the trademarks and/or trade names of their respective owners and are not owned or controlled by Movex®.

Movex[®]

Movex worldwide

Movex GmbH

P +49-6204-9375-0

Movex UK Ltd.

P +44-77-20678442

Movex Brasil Ltda

P +55-15-3141-2550

Movex Nederland

P +31-630-994850

Movex France

P +39-335-8085980

Movex USA Inc.

P +1-919-274-5477

Movex AG India

P +91-120-4159660-62

Movex SA de CV

P +52-1-331845818

Movex CIS countries

P +39-348-7769760

Movex S.p.A.

Headquarters

Viale Industria, 22 - 24060
Castelli Calepio (BG) Italy

Logistics center

Via della Repubblica, 21/E - 24060
Castelli Calepio (BG) Italy